



## AVENTOS HK top

Beautifully functional

[www.blum.com](http://www.blum.com)

 **blum**®



## Small lift system packed with functionality

An eye for detail and the big picture – that's what you need if you want to develop a lift system that's not only compact in design but also impressive in functionality. And that's what you've got with AVENTOS HK top: the perfect solution for customised furniture where even the smallest details count.



## Content

- 4** Sleek design
- 6** Optimised installation
- 8** Motion technologies
- 10** AVENTOS HK top throughout the home
- 12** DYNAMIC SPACE
- 14** Planning information
- 18** About Blum

# Sleek design

AVENTOS HK top integrates discreetly into tall units and wall cabinets, putting emphasis on the design of furniture. AVENTOS HK top has already won several design awards for its small installation size and minimalist design.



## Variable stop

Adjust the lift mechanism precisely to the weight of the front and the stay lift remains exactly where you want it to, so it is always within easy reach.

## Minimalist cover cap

Linear design, harmonious proportions, smooth finish – the cover cap impresses with its minimalist look. Light grey, silk white or dark grey. Select the right colour cover cap to blend stylishly with your furniture.

## Minimal opening forces

AVENTOS HK top boasts balanced opening forces regardless of the weight of the front, so even large and heavy fronts are easy to use.



reddot design award  
winner 2018



DESIGN  
AWARD  
2019



GERMAN  
DESIGN  
AWARD  
WINNER  
2019



➤ Detailed information on the  
awards can be found at  
[www.blum.com/award](http://www.blum.com/award)



# Optimised installation

Many useful features have been incorporated directly in AVENTOS HK top. As a result, the lift system can be mounted accurately, quickly and easily. The front gap layout and opening angle can be adjusted in no time. The lift mechanism can be adjusted from the front without having to remove the cover cap. This means that the lift system will stay open in any position desired.

 **blum**





#### **EASY ASSEMBLY app**

Our EASY ASSEMBLY app provides all the information you need for quick and easy installation and adjustment.



#### **Integrated safety mechanism**

The innovative safety mechanism stops the lever arm from opening unintentionally, making installation nice and safe.



#### **Adjustment using TORX screwdrivers**

AVENTOS HK top is based on TORX technology. This provides optimum support for precise and easy adjustment.



#### **Infinitely variable opening angle**

AVENTOS HK top comes with an integrated opening angle stop. The opening angle is infinitely variable and can be set exactly as required.



**BLUMOTION**

by Blum

**SERVO-DRIVE**

by Blum

**TIP-ON**

by Blum





# Motion technologies for supreme user convenience

AVENTOS HK top can also be combined with the SERVO-DRIVE electrical motion support system. This allows fronts to open at a single touch and close at the press of a switch. What is more, the lift system still impresses with its small installation size despite the addition of a drive. Functionality at its best!



## Easy drive unit fixing


After installing the lift system, attach the drive unit to the lift mechanism. It is simply clipped on without tools.



## Assisted start-up

Colour signals on the drive unit and wireless switch take you through start-up step by step and confirm that settings are correct.





## Diverse applications throughout the home

The more bespoke your furniture, the greater the impact. AVENTOS HK top puts the focus on customised solutions.

 **blum**



**Thin fronts of 8 mm or more**

The new EXPANDO T fixing system makes it easy to combine AVENTOS HK top with thin fronts. The fixing system can be used for wall cabinets, doors and pull-outs.



**Door thicknesses up to 30 mm**


Thanks to AVENTOS HK top, you can even implement thick wooden fronts. They will open with ultimate ease no matter how heavy they are.



**Add punch to cabinet interiors**

You have a choice of different coloured cover caps, so you can allow the small lift system to blend harmoniously with interiors or accentuate it and add punch to the colour scheme.





### Freedom of movement

Fronts open up and out of the user's way. What's more, they hold in any position so they can even stay open during cooking; thus allowing easy access to contents at all times.



### Ample storage space

Tall units and wall cabinets equipped with lift systems can be tailored to storage needs in all widths and heights. Lifts can be designed to produce a truly beautiful and functional space.



### Top quality motion

Fronts open with a feather-light glide. Lift systems can be equipped with a mechanical or electrical opening support system as desired. Soft close is already integrated in BLUMOTION and SERVO-DRIVE.





## Easy access to contents

We conduct kitchen surveys all over the world. Findings show that users greatly benefit from lift systems in tall units and wall cabinets. Particularly in kitchens. We want you to create fine furniture that gives your customers enhanced user convenience. That is why we will carry on our research and tailor our range of fittings to meet customers' needs.



Ideas from Blum  
for practical kitchens

[www.blum.com/ideas](http://www.blum.com/ideas)

**blum**



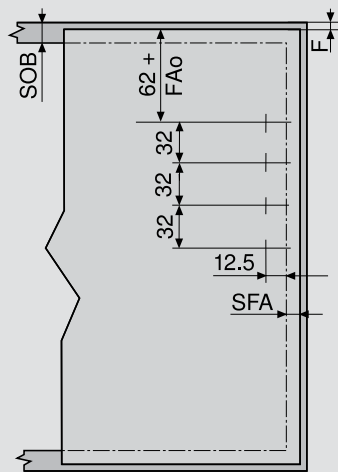
## AVENTOS HK top



## Standard, TIP-ON and SERVO-DRIVE for AVENTOS HK top planning

### Planning

#### Front assembly



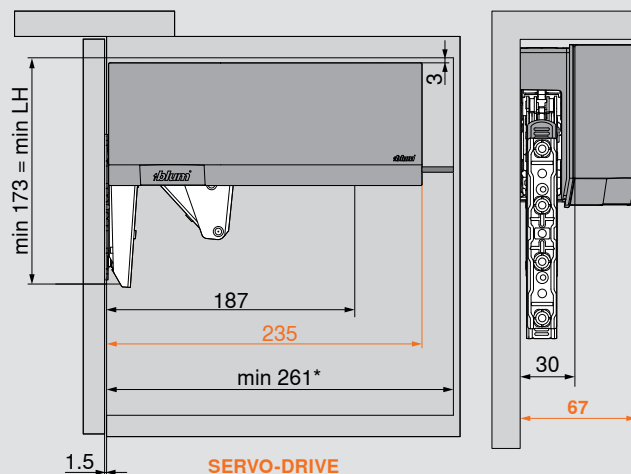
Wooden fronts and wide alu frames\*

The upper front overlay (FAo) is no more than 25.4 mm

Wall application: Requires 5 mm minimum gap

\* Use 4 chipboard screws (609.1x00) for wooden fronts. Use 4 countersunk self-tapping screws (660.0950) for wide alu frames.

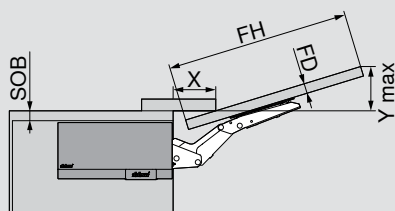
#### Space requirements in the cabinet



Note: Cabinet height max. 600 mm

\* min. 261 mm with visible wall hanging bracket

#### Cornice and crown moulding space requirement



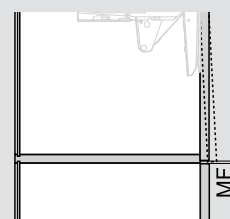
FD (mm)	16	19	22	26	28
---------	----	----	----	----	----

X (mm)	68	57	47	33	27
--------	----	----	----	----	----

Maximum top panel thickness 25.4 mm

$Y = FH \times 0.29 + FD - SOB$

#### Minimum gap



The MF is 2 mm

LH Internal cabinet height  
MF Minimum gap for opening

F Gap  
FAo Upper front overlay

FD Front thickness  
FH Front height

SFA Front overlay of the side panel  
SOB Top panel thickness

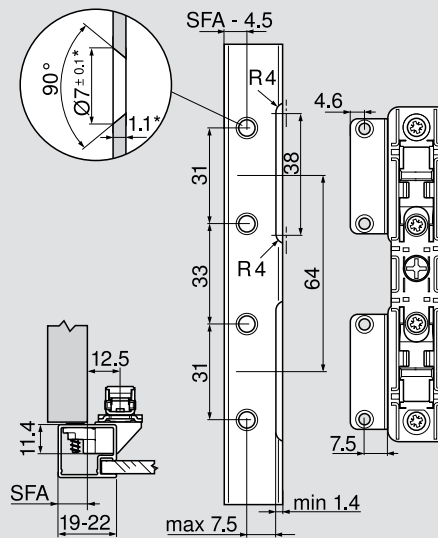
## Standard, TIP-ON and SERVO-DRIVE for AVENTOS HK top planning

## AVENTOS HK top



### Planning

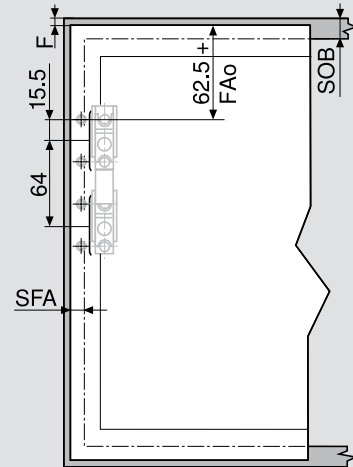
#### Planning for narrow alu frames



For frame width 19 mm: SFA of 11–18 mm possible

\* When changing material thickness, adjust the assembly dimensions accordingly

#### Front assembly

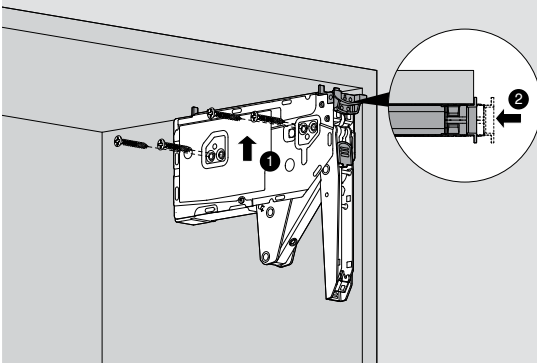


Narrow alu frames

The upper front overlay (FAo) is no more than 25.4 mm

Wall application: Requires 5 mm minimum gap

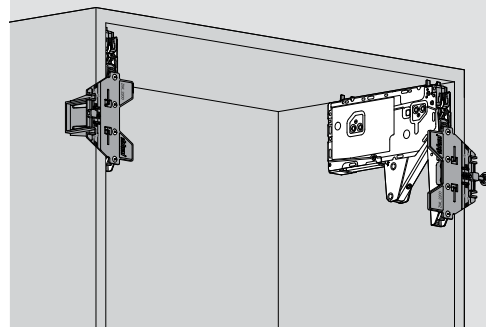
#### Fixing positions



4 x Ø 4 x 35 mm

Fixing positions for lift mechanism with chipboard screws incl. positioning template

#### Front assembly template



Marking template for  
AVENTOS HK top for front fixing

ZML.2200

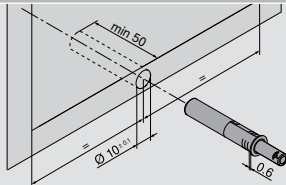
## AVENTOS HK top



## TIP-ON for AVENTOS HK top planning

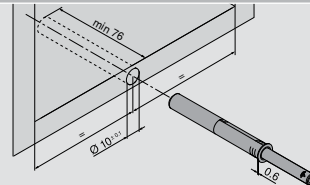
### TIP-ON for drilling fixing position

#### TIP-ON short version



For fronts up to a height of 500 mm

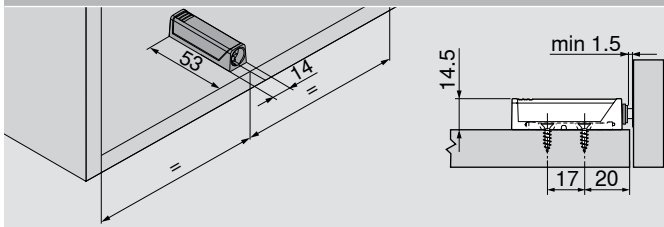
#### TIP-ON long version



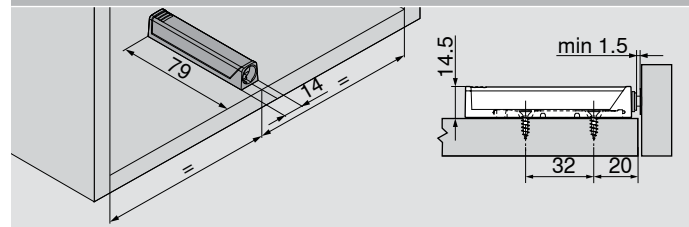
For front heights over 500 mm

### TIP-ON adapter plate fixing position

#### Straight adapter plate – short version

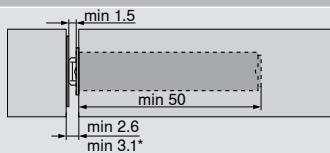


#### Straight adapter plate – long version



### Information on front gap and catch plate

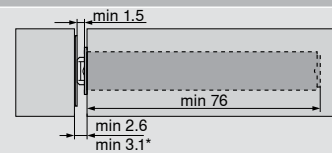
#### TIP-ON short version



min. 2.6 mm with glue-on catch plate

\* min. 3.1 mm with screw-on catch plate

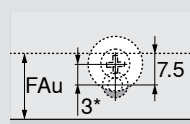
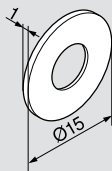
#### TIP-ON long version



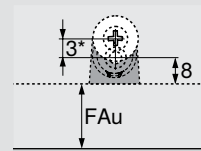
min. 2.6 mm with glue-on catch plate

\* min. 3.1 mm with screw-on catch plate

### Screw-on catch plate planning



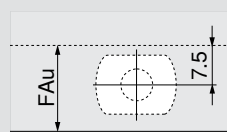
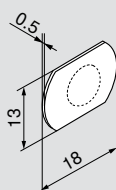
For drilling



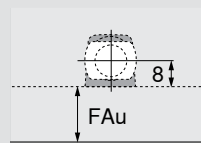
Straight adapter plate

\* We recommend off-setting the positioning of TIP-ON by 3 mm for the screw-on catch plate.

### Glue-on catch plate planning



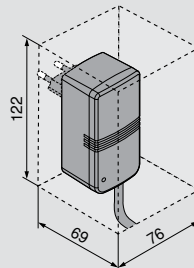
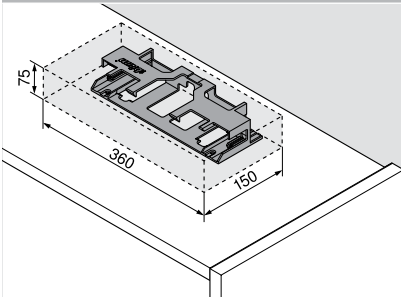
For drilling



Straight adapter plate

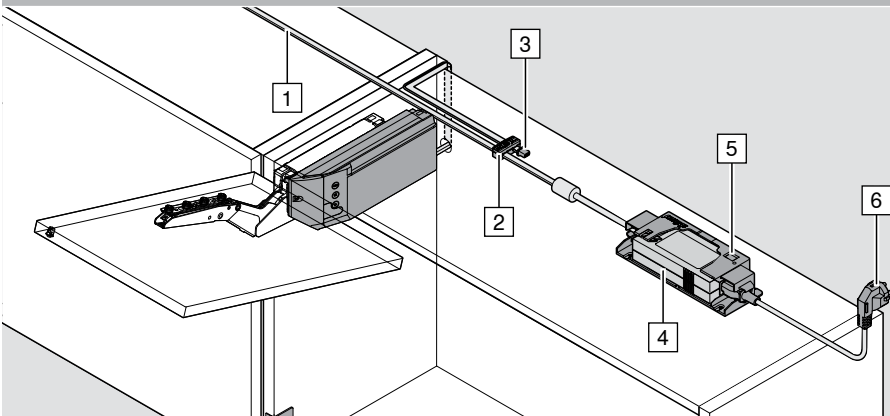
## Planning

### Space requirement and safety distance, Blum transformer unit housing and Blum plug-in transformer



**i** A safety distance of 30 mm must be maintained for air circulation (see graphic); otherwise, there is a risk that the Blum transformer or plug-in transformer could overheat.

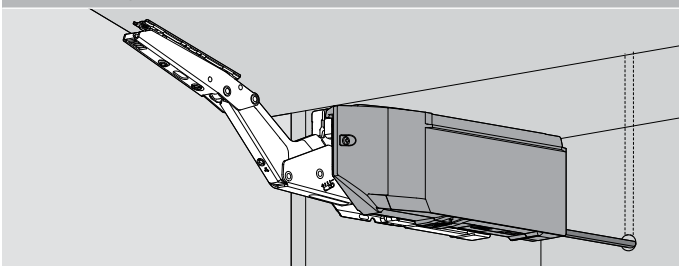
### Assembly on the cabinet top panel



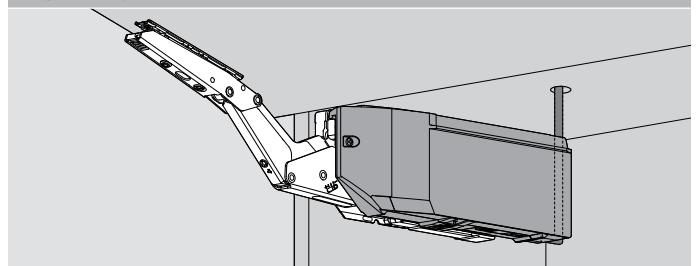
- 1 Distribution cable for cutting to size
- 2 Connecting node
- 3 Cable end protector
- 4 Blum transformer
- 5 Transformer unit housing
- 6 Flex

**i** Only one Blum transformer can be connected to each distribution cable.

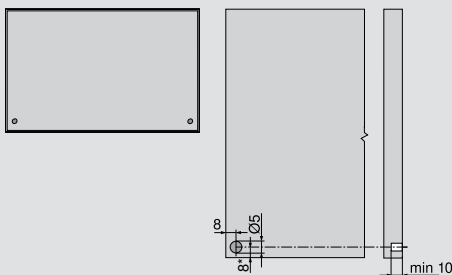
### Back cabling



### Top cabling



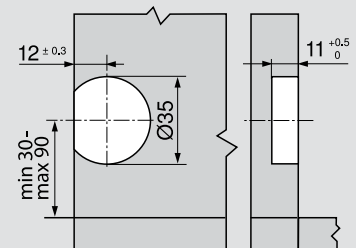
### Blum distance bumper drilling position



Recommendation for aluminium frames:  
Provide drill hole for the Blum distance bumper in the cabinet side.  
A trial application must be carried out when fixing the Blum distance bumper to the front.

Do not glue Blum distance bumper.

### SERVO-DRIVE switch



# The company Blum

Founded over 60 years ago by Julius Blum, Blum is a family-owned company that operates on an international scale. Its strategic business segments include lift, hinge and pull-out systems. All our product developments focus on perfecting motion.

[www.blum.com](http://www.blum.com)







### Blum in Austria and around the world

The company has eight plants in Vorarlberg, Austria, additional production sites in Poland, the USA and Brazil and 31 subsidiaries/representative offices. Blum supplies more than 120 markets. The Blum Group employs 8,000 people in total, 6,000 of whom work in Vorarlberg.



### Global customer benefits

"Whether manufacturer, distributor, fitter or kitchen user – everybody should personally enjoy the benefits of Blum products" – that is Blum's philosophy on global customer benefits.



### Innovations

To support customers with innovative fittings solutions and secure long-term success for the company, we need to consistently invest in research and development, in plants and facilities and in employee training. With more than 2,100 granted patents worldwide, Blum is one of Austria's most innovative companies.



### Quality

Blum's comprehensive concept of quality does not only apply to products. Services and collaboration with customers and partners should also meet the same quality requirements.



### Environment

At Blum, we believe that responsible ecological behaviour has long-term economic benefits. The longevity of products is just one of many important aspects. Other important measures include the use of environmentally friendly processes, the intelligent use of materials and prudent energy management.



### DYNAMIC SPACE

Good workflows, optimum use of storage space and top quality motion are important features of a practical kitchen. Blum's ideas for practical kitchens are designed to bring function, convenience and ergonomics to furniture interiors.



Blum New Zealand Ltd  
621 Rosebank Road, Avondale  
Auckland 1026  
New Zealand  
Phone: 09 820-5051  
E-mail: [info.nz@blum.com](mailto:info.nz@blum.com)

Blum New Zealand Ltd  
16 Avenger Crescent, Wigram  
Christchurch 8042  
New Zealand  
Phone: 03 379-4984  
E-mail: [info.nz@blum.com](mailto:info.nz@blum.com)

Julius Blum GmbH  
Furniture Fittings Mfg.  
6973 Höchst, Austria  
Tel.: +43 5578 705-0  
E-mail: [info@blum.com](mailto:info@blum.com)  
[www.blum.com](http://www.blum.com)



**ISO 9001**  
Certified Quality  
System



**ISO 14001**  
Certified Environmental  
System



**ISO 50001**  
Certified Energy  
System

